


Connecticut Title III Data Update

*Presentation to
Connecticut Administrators of Programs
for English Language Learners (CAPELL)*

*Michael Sabados, Ph.D.
October 8, 2010*

Title III Annual Data Reporting

- LAS Links Results (April – May)
- Mastery (September – October)
- Online ELL Application: <http://www.csde.state.ct.us/>



CSDE Web Resources: CEDAR

Connecticut Education Data *and* Research



[District and School Snapshots](#)
[Data Tables](#)
[Research and Reports](#)

http://sdeportal.ct.gov/Cedar/WEB/ct_report/CedarHome.aspx

Annual Measurable Achievement Objectives, 2009-10

AMAO	Name	Definition	Goal
AMAO 1	Progress	Current overall score (average of reading, writing, speaking and listening) greater than prior year's overall scale score	74%
AMAO 2	Proficiency	Overall score meets overall grade-level proficiency	24%
AMAO 3	AYP	ELL subgroup meets Title I Annual Yearly Progress (AYP) targets	CMT Proficiency: Math (82%) Reading (79%) CAPT Proficiency: Math (80%) Reading (81%)

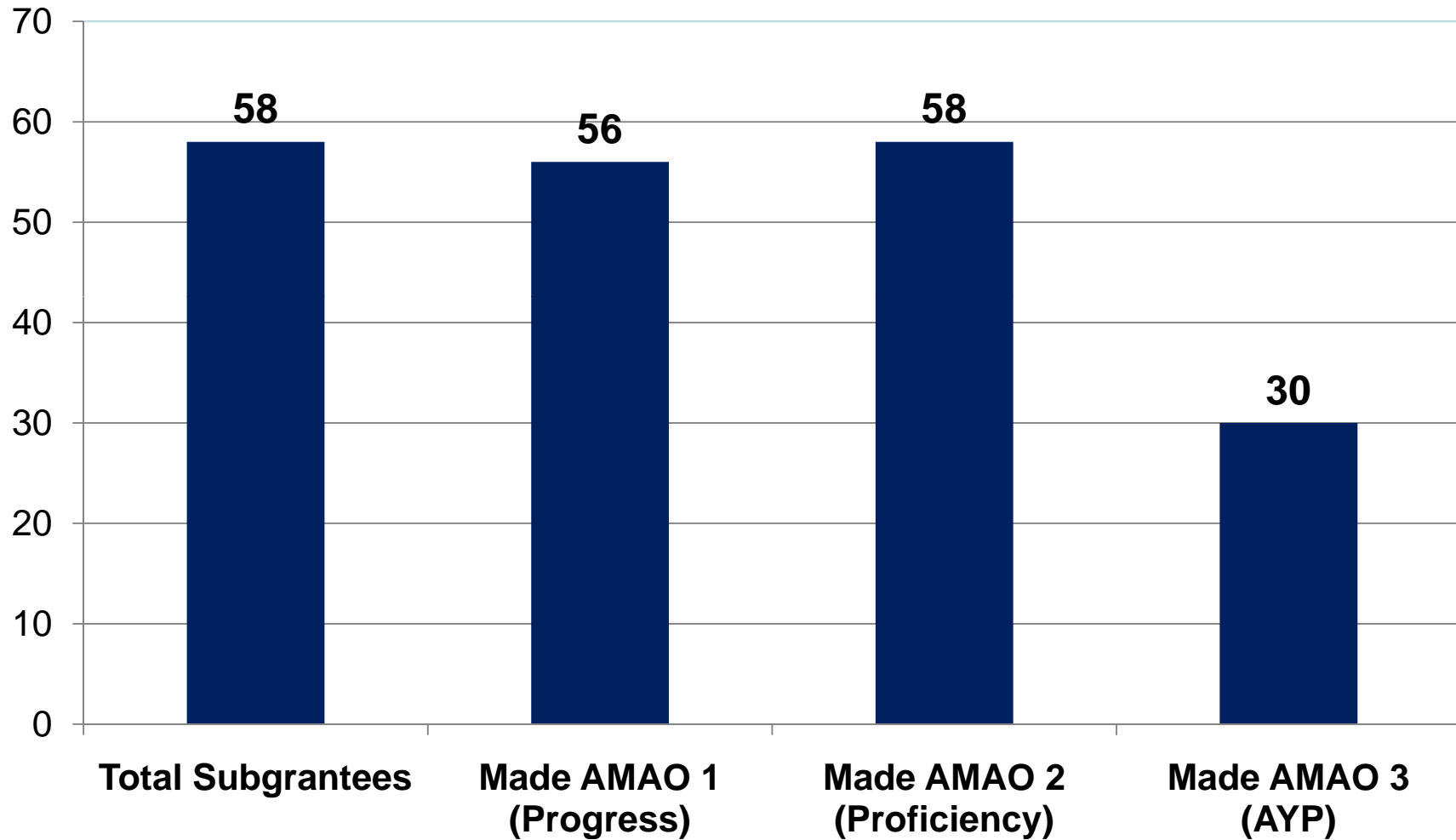
SAMPLE AMAO 2 (Proficiency) CALCULATION

Category	<1 Year of Services	1 Year to < 2 Years of Services	2+ Years of Services	Total
Unweighted Rate				
Proficient	10	10	10	30
Not Proficient	20	20	30	70
Total	30	30	40	100
Weighted Rate				
Proficient	10	10	10	30
Not Proficient	4	8	30	42
Total	14	18	40	72

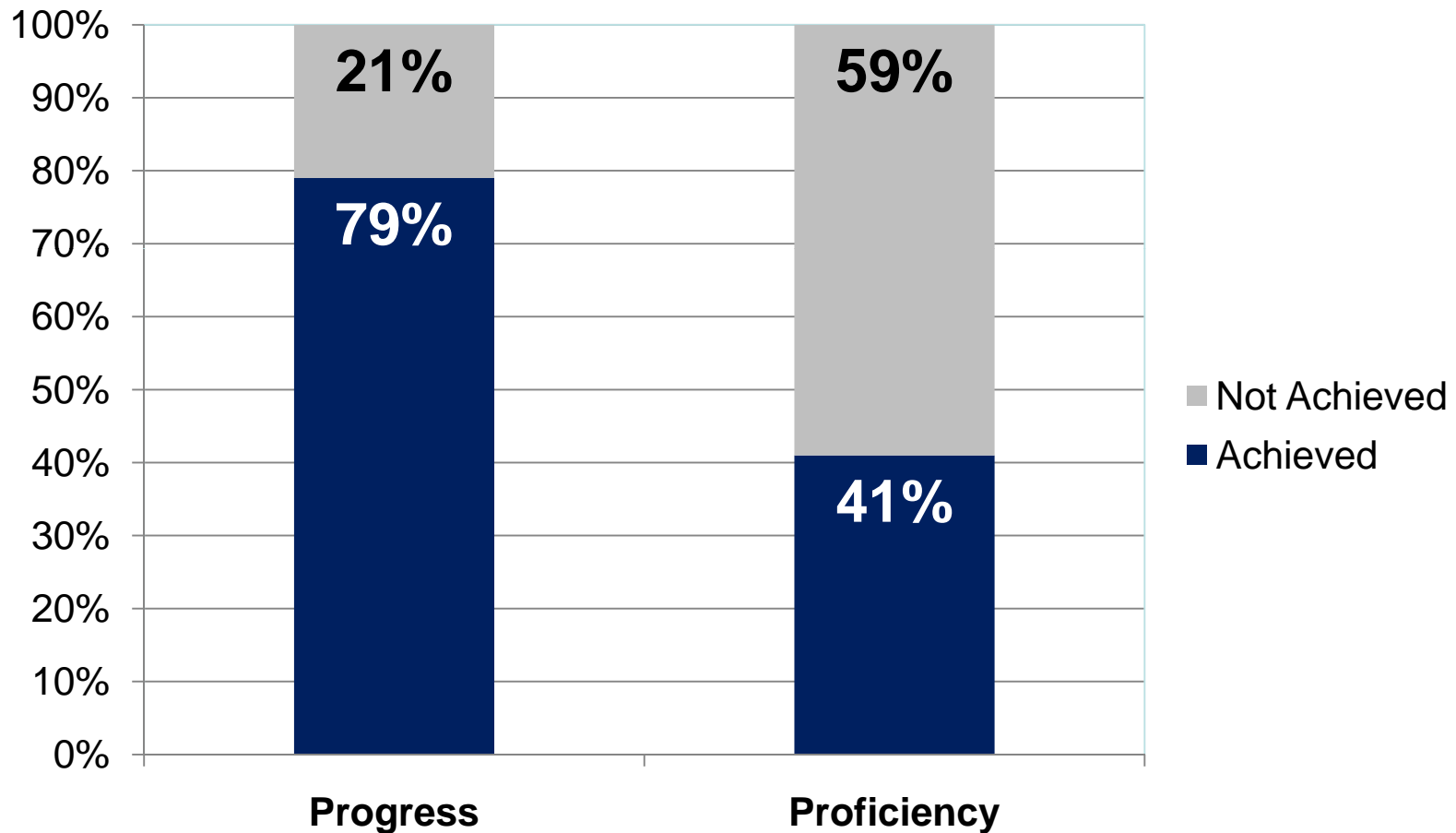
UNWEIGHTED PROFICIENCY RATE: 30 PROFICIENT/100 TEST TAKERS= 30%

WEIGHTED PROFICIENCY RATE: 30 PROFICIENT/72 WEIGHTED TEST TAKERS = 42%

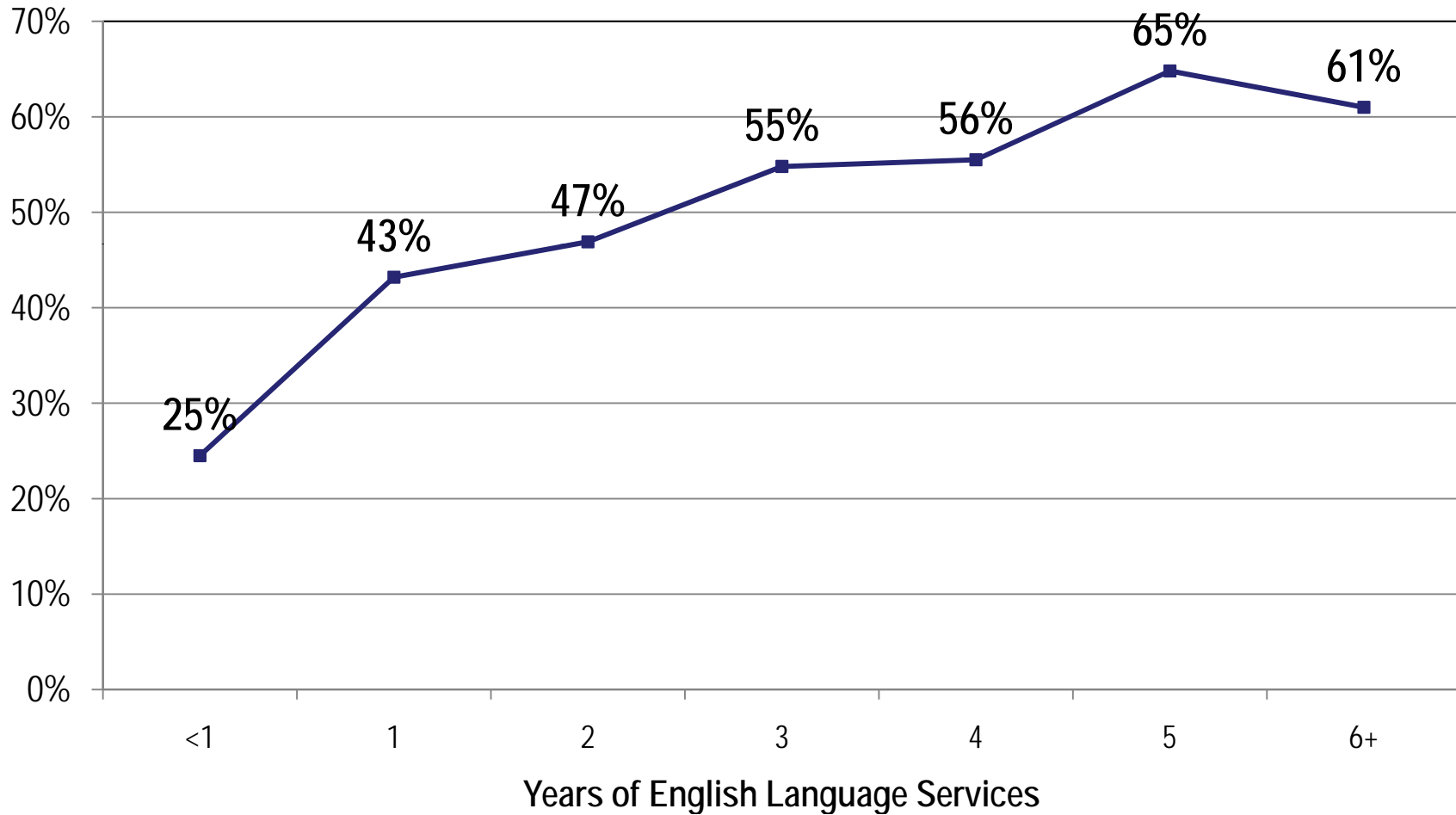
AMAO Results for Title III Subgrantees, 2009-10



Share of ELL Who Made Progress and Achieved Proficiency or Better, 2009-10



Unweighted English Language Proficiency Rate by Years of English Language Services, 2009-10



For Further Information:

Michael Sabados, Ph.D.

(860) 713-6856

Michael.sabados@ct.gov